



LEATHER WALL COVERING SPECIFICATION GUIDE

Well-known for superior quality products and exceptional customer service, Garrett Leather is the preferred leather vendor for designers worldwide. Garrett Leather offers an extensive color palette of full grain Italian leather and award-winning specialty products such as Garrett Wovens® and Garrett Tubular Wovens®. Most of Garrett Leather's products are GREENGUARD certified. With a vast inventory of over two million square feet of leather in over 600 colors, Garrett Leather ships over 90% of orders within two business days of purchase.

SECTION 097200 LEATHER WALL COVERINGS

Part 1 - General

1.1 SUMMARY

A. Provide leather wall coverings of the following types:

1. Leather wall tiles.
2. Woven leather wrapped panels.
3. Leather wrapped flat panels.
4. Leather wrapped padded panels.

B. Related Sections: Coordinate wall coverings with the following as applicable:

1. Section 064000 - Architectural Woodwork for leather upholstery.
2. Section 092116 - Gypsum Board Assemblies for substrate.
3. Section 124000 - Furnishings for leather furniture and furnishings.

1.2 SUBMITTALS

A. Product Data: Submit manufacturer's literature including product characteristics and accessories.

B. Shop Drawings: Submit diagram showing layout of pattern and configuration, including details of perimeter conditions and mounting.

C. Verification Samples: Submit samples of materials selected for use to verify color and finish.

1.3 QUALITY ASSURANCE

A. Manufacturer: Minimum of 5 years experience manufacturing similar products.

B. Installer: Minimum of 2 years experience installing similar products.

C. Field Measurements: To the greatest extent practical, take field measurements prior to fabrication.

1.4 DELIVERY, STORAGE AND HANDLING

A. Deliver materials and products in unopened factory labeled packages. Store and handle in strict compliance with manufacturer's instructions and recommendations.

Part 2 - Products


2.1 MANUFACTURER

A. Basis-of-Design Manufacturer:

Garrett Leather, 75 Boxwood Lane, Buffalo, NY 14227
Tel 800.342.7738, 716.882.9301. Fax 716.882.9358
sales@garrettleather.com, www.garrettleather.com

2.2 LEATHER WALL COVERINGS


A. **Leather Wall Tiles:** Upholstery leather laminated to recycled leather backer as manufactured by Garrett Leather.




1. Product Name: [___] [As selected from manufacturer's full range.]
2. Product Color: [___] [As selected from manufacturer's full range.]
3. Size: [4x4"] [8x8"] [12x12"] [18x18"] [4x8"] [2x10" parallelogram] [Custom] size.
4. Pattern: [___] [As selected from manufacturer's full range.]
5. Topstitch Thread Color: [___] [As selected from manufacturer's full range.]
6. Thickness: 1/8 inch.
7. Sustainable Design: GREENGUARD Indoor Air Quality certified leather.
8. Installation Method, Adhered: GREENGUARD certified contact cement over 1/4 inch thick sanded plywood screwed to substrate. Do not adhere leather tiles directly to drywall or painted surfaces.

B. **Woven Leather Wrapped Panels:** Garrett Wovens fully wrapped and secured around routed MDF backer as manufactured by Garrett Leather.

1. Product Name: [___] [As selected from manufacturer's full range.]
2. Product Color: [___] [As selected from manufacturer's full range.]
3. Size: [4x4"] [8x8"] [12x12"] [18x18"] [4x8"] [2x10" parallelogram] [Custom] size.
4. Pattern: [___] [As selected from manufacturer's full range.]
5. Thickness: 5/8 inch total, including 1/2 inch NAUF MDF.
6. Fire Resistance: [Not required.] [ASTM E84 Class [A] [B] [C] with availability as confirmed with manufacturer.]
7. Sustainable Design: GREENGUARD Indoor Air Quality certified leather. MDF to be No Added Urea Formaldehyde (NAUF) MDF.
8. Installation Method, Adhered: GREENGUARD certified drywall adhesive.
9. Installation Method, Z Track System: Extruded aluminum, which provides a removable mounting system.
10. Installation Method, Reclosable Fasteners: 3M Dual Lock SJ3550 reclosable fasteners stapled to the panels and wall as a secondary means of adhesion.





C. Leather Wrapped Flat Panels: Leather fully wrapped and secured around routed MDF backer as manufactured by Garrett Leather.

1. Product Name: [___] [As selected from manufacturer's full range.]
2. Product Color: [___] [As selected from manufacturer's full range.]
3. Size: [4x4"] [8x8"] [12x12"] [18x18"] [4x8"] [2x10" parallelogram] [Custom] size.
4. Pattern: [___] [As selected from manufacturer's full range.]
5. Thickness: 5/8 inch total, including 1/2 inch NAUF MDF.
6. Fire Resistance: [Not required.] [ASTM E84 Class [A] [B] [C] with availability as confirmed with manufacturer.]
7. Sustainable Design: GREENGUARD Indoor Air Quality certified. MDF to be No Added Urea Formaldehyde (NAUF) MDF.
8. Installation Method, Adhered: GREENGUARD certified drywall adhesive.
9. Installation Method, Z Track System: Extruded aluminum, which provides a removable mounting system.
10. Installation Method, Reclosable Fasteners: 3M Dual Lock SJ3550 reclosable fasteners stapled to the panels and wall as a secondary means of adhesion.

D. Leather Wrapped Padded Panels: Leather fully wrapped and secured around foam topped, routed MDF backer as manufactured by Garrett Leather.

1. Product Name: [___] [As selected from manufacturer's full range.]
2. Product Color: [___] [As selected from manufacturer's full range.]
3. Size: [4x4"] [8x8"] [12x12"] [18x18"] [4x8"] [2x10" parallelogram] [Custom] size.
4. Pattern: [___] [As selected from manufacturer's full range.]
5. Thickness: 5/8 inch total, including 1/2 inch NAUF MDF.
6. Fire Resistance: [Not required.] [ASTM E84 Class [A] [B] [C] with availability as confirmed with manufacturer.]
7. Sustainable Design: GREENGUARD Indoor Air Quality certified. MDF to be No Added Urea Formaldehyde (NAUF) MDF.
8. Acoustic Performance: .35 noise reduction coefficient, .37 sound absorption average.
9. Installation Method, Adhered: GREENGUARD certified drywall adhesive.
10. Installation Method, Z Track System: Extruded aluminum, which provides a removable mounting system.
11. Installation Method, Reclosable Fasteners: 3M Dual Lock SJ3550 reclosable fasteners stapled to the panels and wall as a secondary means of adhesion.

E. Alpine Tiles: Leather adhered to a fire-rated PVC backer.

1. Product Name: [___] [As selected from manufacturer's full range.]
2. Product Color: [___] [As selected from manufacturer's full range.]
3. Size: [10.75x8.27"]
4. Pattern: [___] [As selected from manufacturer's full range.]
5. Fire Resistance: [Not required.] [ASTM E84 Class [A] [B] [C] with availability as confirmed with manufacturer.]
6. Sustainable Design: GREENGUARD Indoor Air Quality certified.
7. Installation Method: Pre-drilled boards and mounting pegs.

F. Cast Panels: Leather wrapped and secured around routed MDF substrate.

1. Product Name: [___] [As selected from manufacturer's full range.]
2. Product Color: [___] [As selected from manufacturer's full range.]
3. Size: [11.82x23.62"] [23.62x23.62"] [23.62x35.43"]
4. Pattern: [___] [As selected from manufacturer's full range.]
5. Thickness: 1/2 inch.
6. Fire Resistance: [Not required.] [ASTM E84 Class [A] [B] [C] with availability as confirmed with manufacturer.]
7. Sustainable Design: GREENGUARD Indoor Air Quality certified. MDF to be No Added Urea Formaldehyde (NAUF) MDF.
8. Installation Method: Fast Mount.

G. Pitched Panels: Leather wrapped and secured around strong aluminum substrate.



1. Product Name: [___] [As selected from manufacturer's full range.]
2. Product Color: [___] [As selected from manufacturer's full range.]
3. Size: [7.87x9.96"] [7.87x20.20"] [7.87x30.12"]
4. Pattern: [___] [As selected from manufacturer's full range.]
5. Fire Resistance: [Not required.] [ASTM E84 Class [A] [B] [C] with availability as confirmed with manufacturer.]
6. Sustainable Design: GREENGUARD Indoor Air Quality certified.
7. Installation Method: Vertical rail system.

Part 3 - Execution

3.1 EXAMINATION

A. Examine substrates for compliance with requirements for installation tolerances and other conditions affecting performance. Proceed with installation only after unsatisfactory conditions have been corrected.

3.2 INSTALLATION

A. Install products in strict accordance with manufacturer's instructions and approved submittals.

1. Clean substrate of dirt and bond breaking substances prior to beginning installation.
2. Acclimatize leather at the installation site for a minimum of 48 hours prior to installation.
3. Follow manufacturer's recommendations for adhesives and mounting devices.
4. Replace damaged or defaced tiles prior to Substantial Completion.

3.3 CLEANING

A. Clean surfaces to remove soiling, stains, dust, and dirt using materials acceptable to manufacturer.

B. Leave installation area clean, free of residue and debris resulting from work of this Section

End Of Section